



# GUJCOT TRADE ASSOCIATION

WEEKLY REPORT 28-SEP-2019

## Market Movement from 23rd Sep 2019 to 28th Sep 2019

- NY Dec future closed with small gain and was able to hold 60 cents mark. Week remained range bound in absence of any big news.
- US Export sales was positive but market ignored it.
- Indian physical market was in bear mood with excellent arrivals in north but sentiment changed from Friday on recent round of rainfall at many places all over India. Due to short covering physical as well as future both markets surged and week closed with some gain.
- Still Indian basis are higher and Indian cotton still costly to compete in export market.
- All India cotton sowing till 26th of September was 127.673 lakh hectares against 121.053 lakh hectares last year on same time which is 5.47% higher YoY.
- Indian basis remained between 13.00 to 13.54.
- Gujarat 29 mm Cotton sold between 40,900 to 41,450 Rs/Candy.
- All India daily arrivals remained between 22,000 to 25,000 bales.
- Daily arrivals in Gujarat were nearly 1,000 to 1,200 bales.
- Indian Rupee remained stable between 70.56 to 71.03 during this week.



# GUJCOT TRADE ASSOCIATION

WEEKLY REPORT 28-SEP-2019

## Gujarat District wise Cotton Sowing

Gujarat Districtwise Cotton Sowing Till 23-September-2019			
<b>Kutch</b>	<b>605</b>	<b>Saurashtra</b>	<b>18,890</b>
Kutch	605	Surendranagar	3,551
		Rajkot	2,644
<b>North Gujarat</b>	<b>2,389</b>	Jamnagar	1,665
Banarsakantha	438	Porbandar	94
Patan	432	Junagadh	749
Mehsana	382	Amreli	4,029
Sabarkantha	577	Bhavnagar	2,378
Gandhinagar	236	Morbi	1,862
Aravali	324	Botad	1,639
		Gir Somnath	171
<b>Middle Gujarat</b>	<b>3,212</b>	Devbhumi Dwarka	108
Ahmedabad	1,134		
Anand	30	<b>South Gujarat</b>	<b>1,571</b>
Kheda	191	Surat	44
Panchmahal	117	Narmada	469
Dahod	10	Bharuch	964
Vadodara	796	Dang	0
Mahisagar	64	Navsari	0
Chota Udaipur	871	Valsad	0
		Tapi	94
<b>TOTAL</b>			<b>26,668</b>
<b>TOTAL (Last Year)</b>			<b>27,120</b>
<b>All Figures in '00 Hectares</b>			
Source :- Agriculture, Farmers Welfare and Co-operation Department Government of Gujarat			



# GUJCOT TRADE ASSOCIATION

WEEKLY REPORT 28-SEP-2019

## All India Cotton Sowing

All India Cotton Sowing				
As on 26-09-2019				
STATE	(Area in Lakh Hectare)			
	2019-2020	2018-2019	Change	
Punjab	4.020	2.840	1.180	41.55%
Haryana	7.010	6.650	0.360	5.41%
Rajasthan	6.445	4.961	1.484	29.91%
<b>North India</b>	<b>17.475</b>	<b>14.451</b>	<b>3.024</b>	<b>20.93%</b>
Gujarat	26.668	27.120	-0.452	-1.67%
Maharashtra	44.052	42.540	1.512	3.55%
Madhya Pradesh	6.090	6.970	-0.880	-12.63%
<b>Central India</b>	<b>76.810</b>	<b>76.630</b>	<b>0.180</b>	<b>0.23%</b>
Telangana	18.595	17.964	0.631	3.51%
Andra Pradesh	6.330	5.690	0.640	11.25%
Karnataka	5.932	4.350	1.582	36.37%
Tamil Nadu	0.565	0.217	0.348	160.37%
<b>South Zone</b>	<b>31.422</b>	<b>28.221</b>	<b>3.201</b>	<b>11.34%</b>
Orissa	1.696	1.579	0.117	7.41%
Others	0.271	0.172	0.099	57.56%
<b>All India</b>	<b>127.673</b>	<b>121.053</b>	<b>6.620</b>	<b>5.47%</b>

Source :- Department of Agriculture Cooperation & Farmer Welfare - Government of India



# GUJCOT TRADE ASSOCIATION

## WEEKLY REPORT 28-SEP-2019

### Global

#### US Weekly Export Sales

- Net UPLAND sales of 1,55,200 RB for 2019-2020 were up 83 percent from the previous week and 33 percent from the prior 4-week average. Increases were primarily for Pakistan (35,400 RB), Guatemala (30,300 RB), Vietnam (19,800 RB, including 2,200 RB switched from Japan, 4,300 RB switched from Hong Kong, and 900 RB switched from China), Colombia (16,200 RB), and China (14,400 RB). Reductions were for Hong Kong (4,300 RB).
- For 2020-2021, net UPLAND sales of 12,800 RB were reported for Guatemala (5,900 RB), Honduras (3,500 RB), and Colombia (3,400 RB).
- UPLAND Exports of 1,75,900 RB were up 6 percent from the previous week, but down 4 percent from the prior 4-week average. Exports were primarily to Vietnam (48,700 RB), Indonesia (25,200 RB), Turkey (17,000 RB), Bangladesh (13,200 RB), and India (12,200 RB).
- Net sales of PIMA totaling 10,300 RB were down 35 percent from the previous week, but up 62 percent from the prior 4-week average. Increases were primarily for Vietnam (4,800 RB, including 200 RB switched from Hong Kong), India (2,700 RB, including decreases of 400 RB), China (1,300 RB), Pakistan (900 RB), and Honduras (300 RB). Reductions were for Hong Kong (200 RB).
- PIMA Exports of 3,100 RB were down 58 percent from the previous week and 54 percent from the prior 4-week average. The primary destinations were India (1,800 RB), Peru (400 RB), El Salvador (300 RB), Turkey (300 RB), and Japan (200 RB).

US Export Sales	19-Sep-2019
<b>Marketing Year 2019-20</b>	
Upland Gross Sales	1,57,000
Cancellation	1,800
<b>Net Upland Sales</b>	<b>1,55,200</b>
PIMA Gross Sales	10,800
Cancellation	500
<b>Net PIMA Sales</b>	<b>10,300</b>
Total Gross Sales	1,67,800
Total Cancellation	2,300
<b>Total Net Sales</b>	<b>1,65,500</b>
<b>Shipments</b>	
UPLAND	1,75,900
PIMA	3,100
<b>Total Shipment</b>	<b>1,79,000</b>
<b>Marketing Year 2020-21</b>	
Net Upland Sales	12,800
Net PIMA Sales	0
<b>Total Net Sales</b>	<b>12,800</b>
All Figures in US Running Bale	

#### China Cotton Auction

#### **Cumulative Update**

From May 5 to Sep 27, the cumulative turnover of reserve cotton was 979,100 tons, and the turnover rate was 85.94%.



# GUJCOT TRADE ASSOCIATION

## WEEKLY REPORT 28-SEP-2019

Gujarat Spot Rate Weekly Changes						
Variety	Staple Length	Mic.	21-09-2019	21-09-2019	Change	Change (in Per.)
					W/W	W/W
Shankar 6	29 mm	3.8	41,650	41,450	-200	-0.48%
Shankar 6	28.5 mm	3.6	41,350	40,900	-450	-1.10%
V-797	13 % Trash		32,750	32,550	-200	-0.61%
MCX Spot Rate			20,040	19,660	-380	-1.93%
USD-INR Exchange			70.94	70.56	-0.38	-0.54%

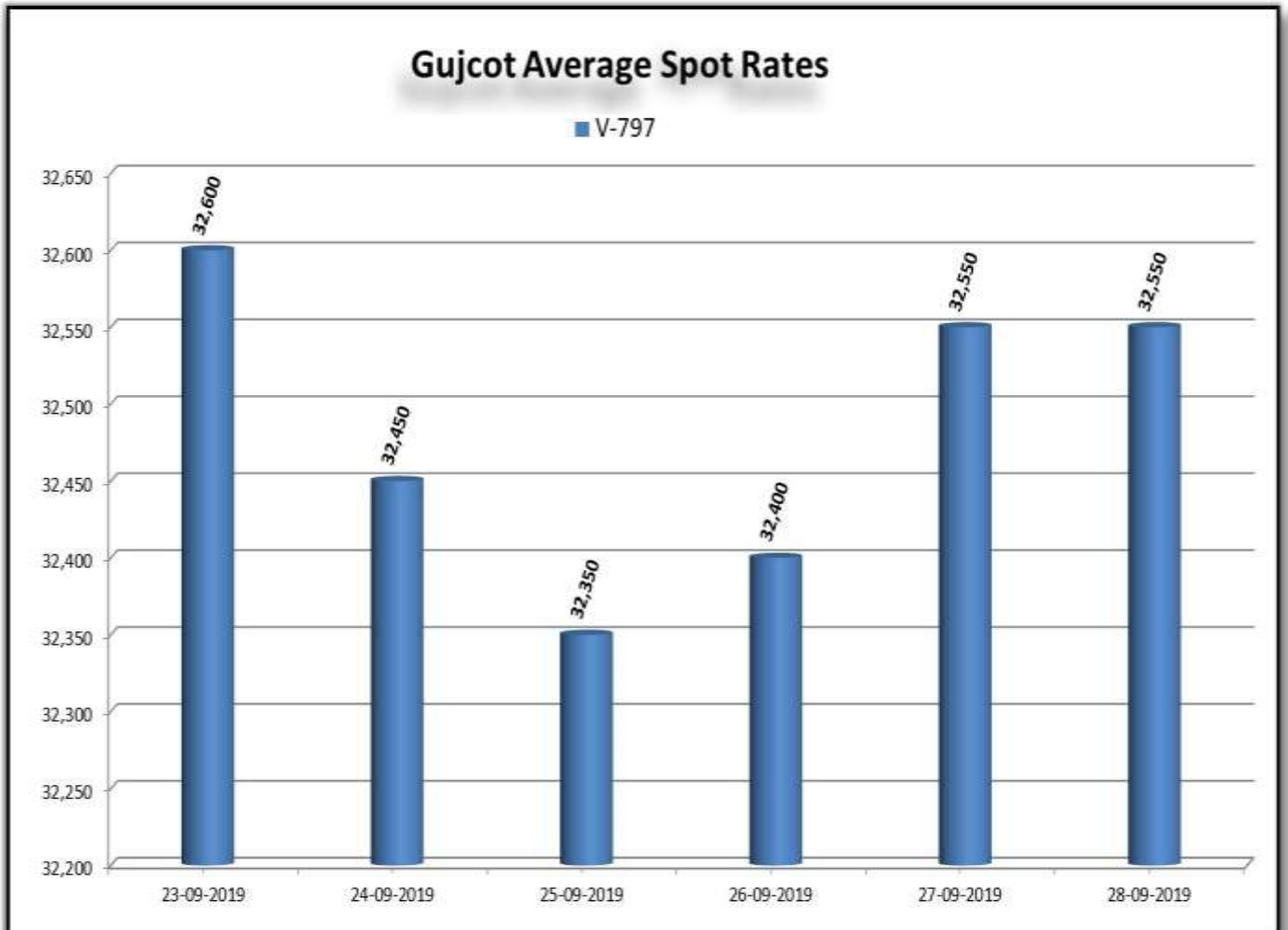
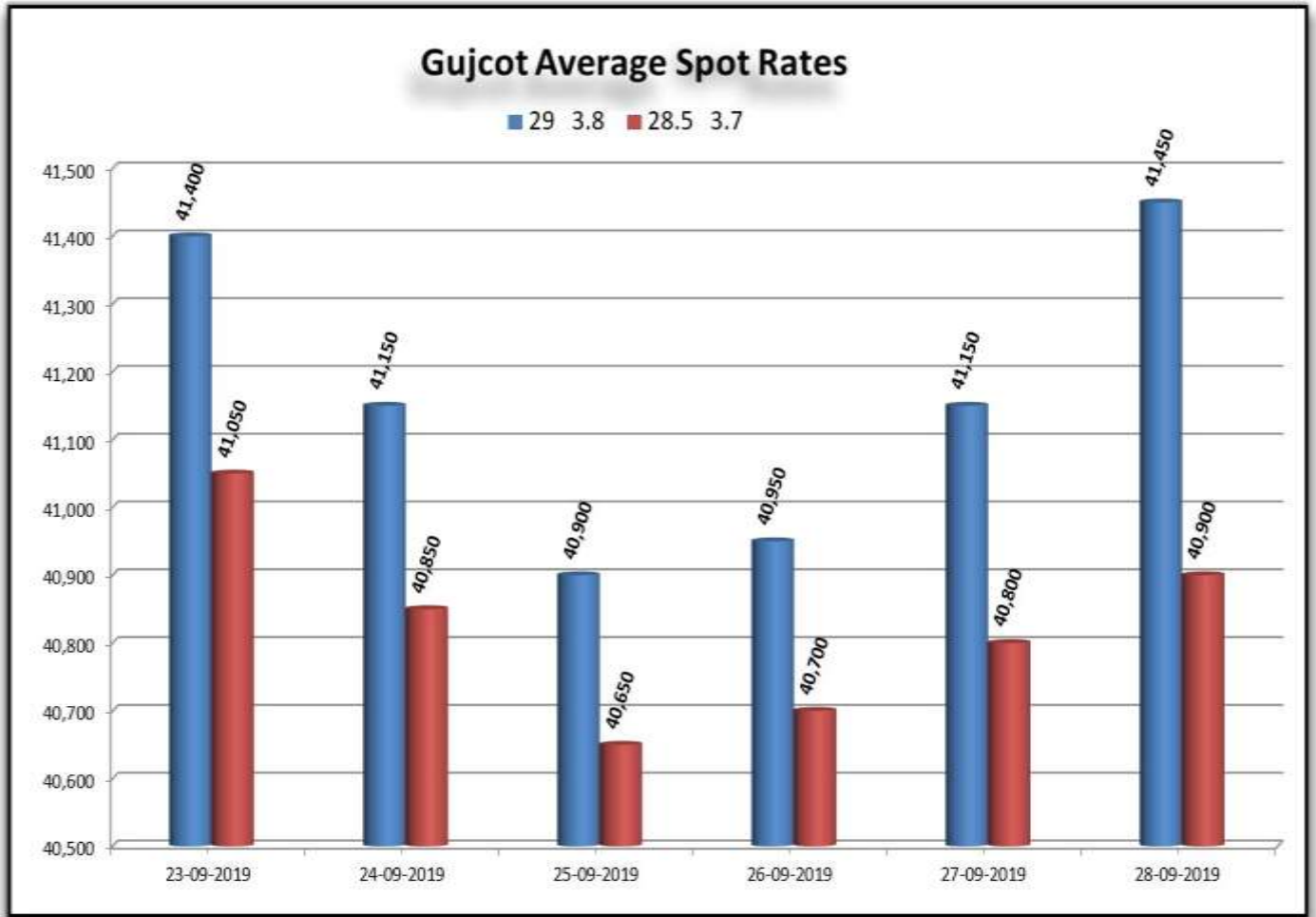
Average Rate of Last week					
Variety	Staple Length	Mic.	Price Range		Average Of 6 Days
			Low	High	
Shankar 6	29	3.8	40,900	41,450	41,167
Shankar 6	28.5	3.7	40,650	41,050	40,825
Shankar 6	28	3.6	No Quote	No Quote	No Quote
Shankar 6	27	3.2	No Quote	No Quote	No Quote
Shankar 6	26	3.0	No Quote	No Quote	No Quote
V-797	13% Trash		32,350	32,600	32,483
MCX Spot Rate			19,660	20,000	19,795
USD Exchange Rate			70.56	71.03	70.83

Rate of Last Week					
Date	29 3.8	28.5 3.7	V-797	MCX Spot Rate	USD-INR Exchange
23-09-2019	41,400	41,050	32,600	20,000	70.93
24-09-2019	41,150	40,850	32,450	19,910	71.00
25-09-2019	40,900	40,650	32,350	19,790	71.03
26-09-2019	40,950	40,700	32,400	19,750	70.88
27-09-2019	41,150	40,800	32,550	19,660	70.56
28-09-2019	41,450	40,900	32,550	19,660	70.56



# GUJCOT TRADE ASSOCIATION

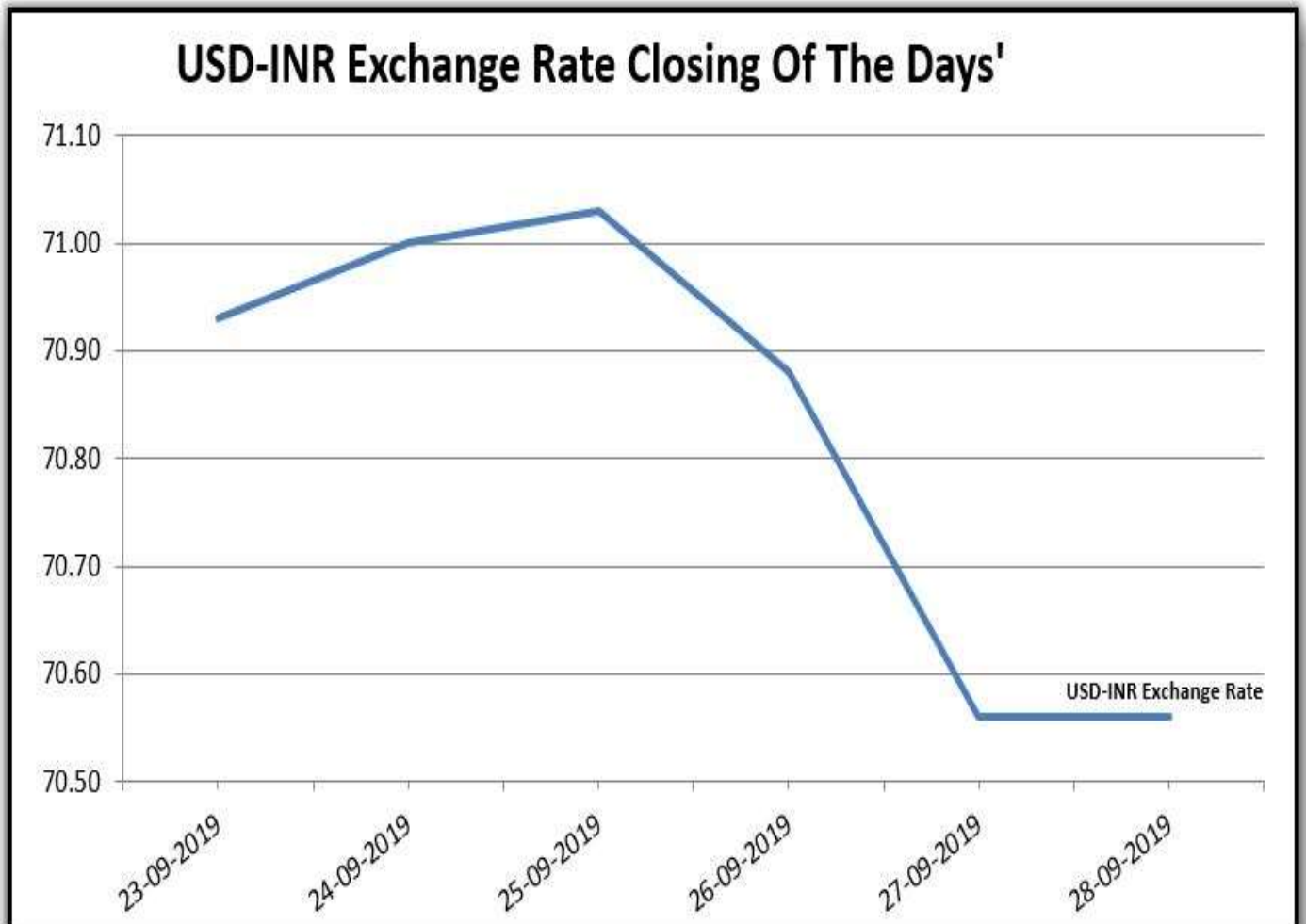
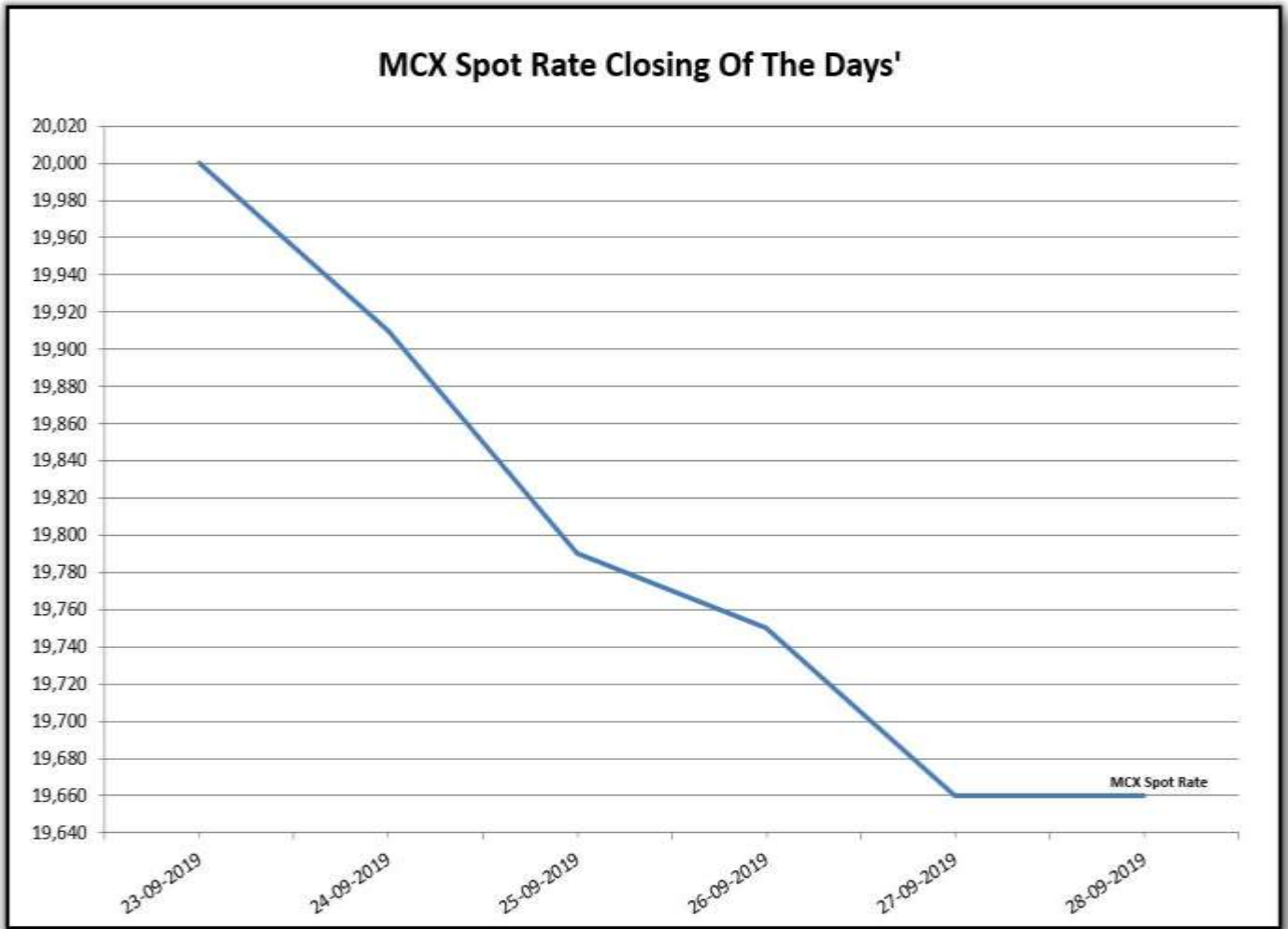
## WEEKLY REPORT 28-SEP-2019





# GUJCOT TRADE ASSOCIATION

WEEKLY REPORT 28-SEP-2019

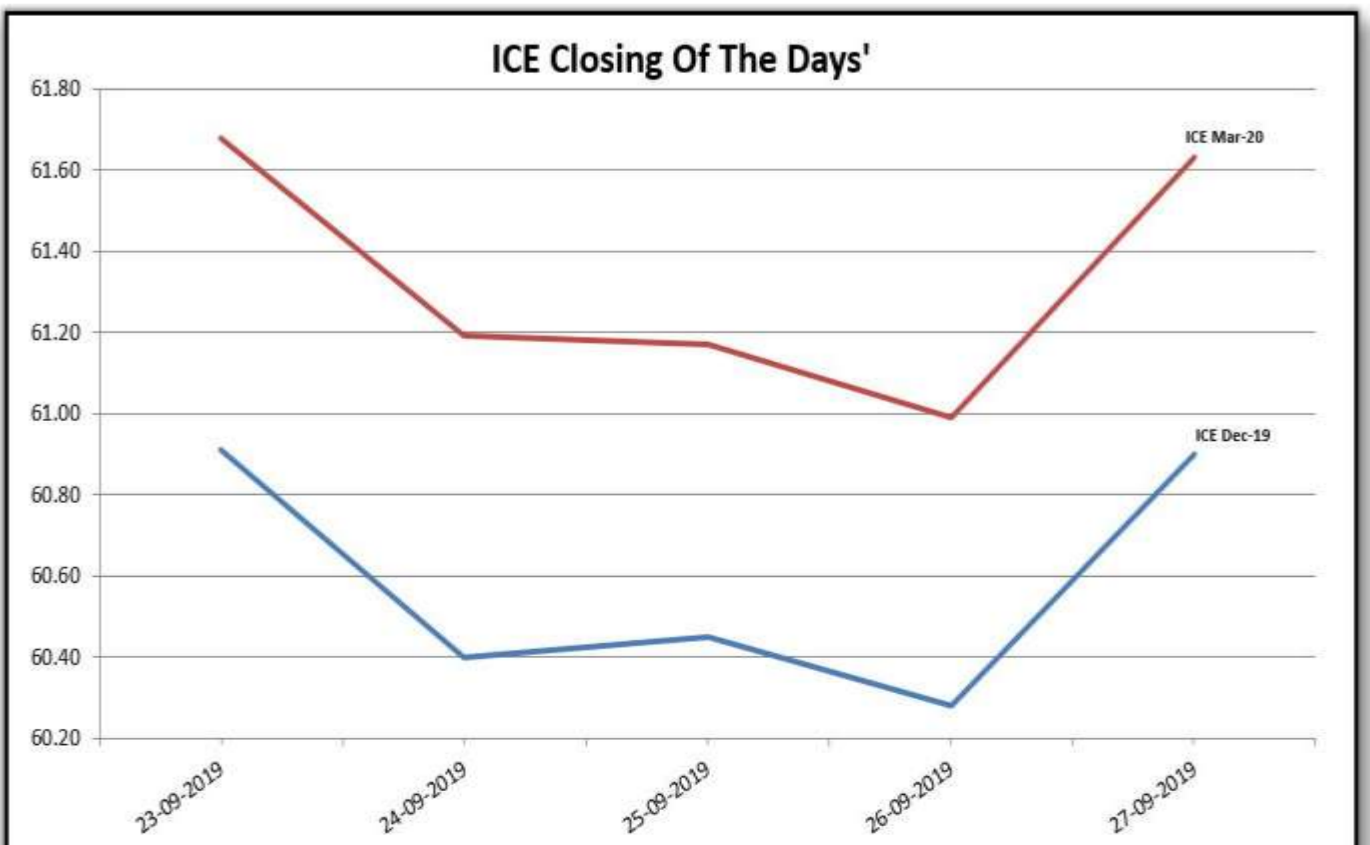
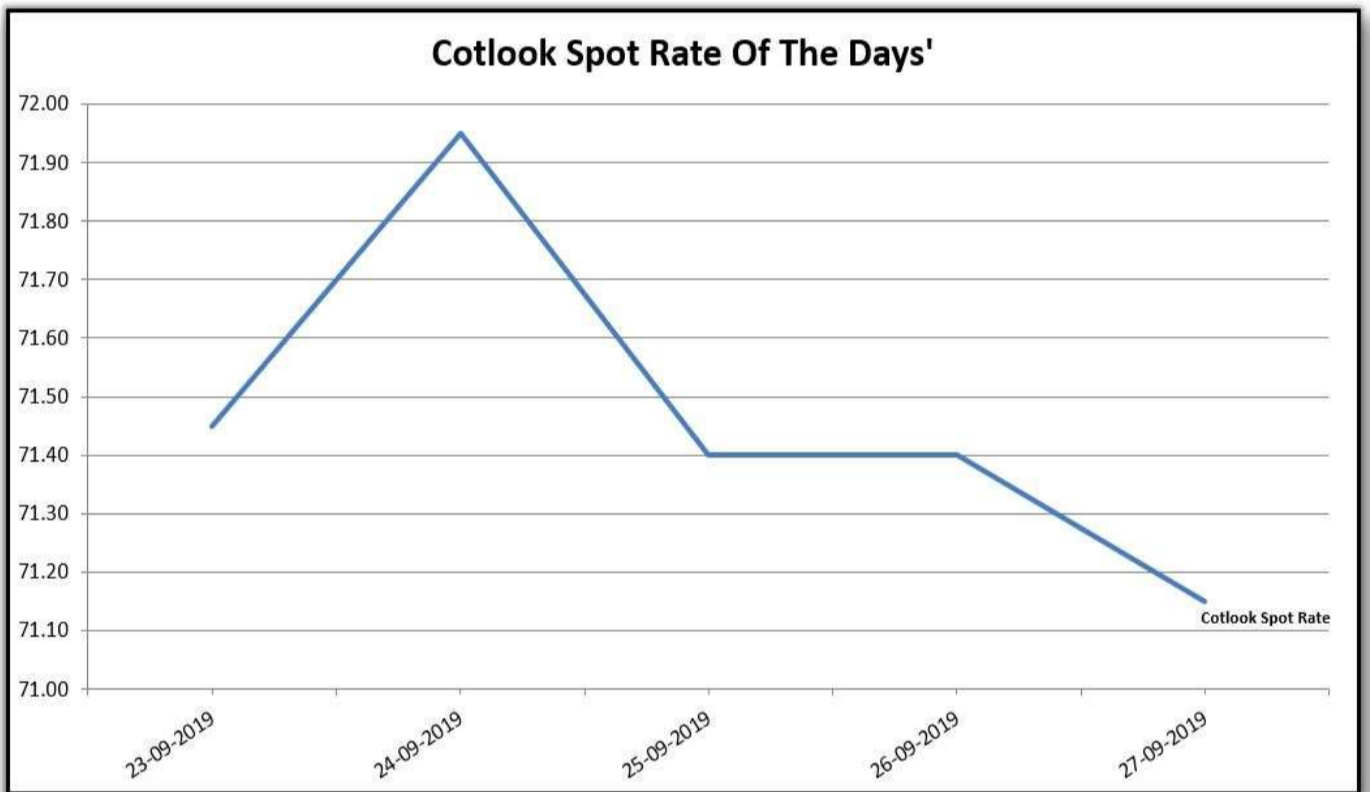




# GUJCOT TRADE ASSOCIATION

WEEKLY REPORT 28-SEP-2019

Foreign Indices			
Date	Cotlook	ICE	
	Spot Rate	Dec-19	Mar-20
23-09-2019	71.45	60.91	61.68
24-09-2019	71.95	60.40	61.19
25-09-2019	71.40	60.45	61.17
26-09-2019	71.40	60.28	60.99
27-09-2019	71.15	60.90	61.63



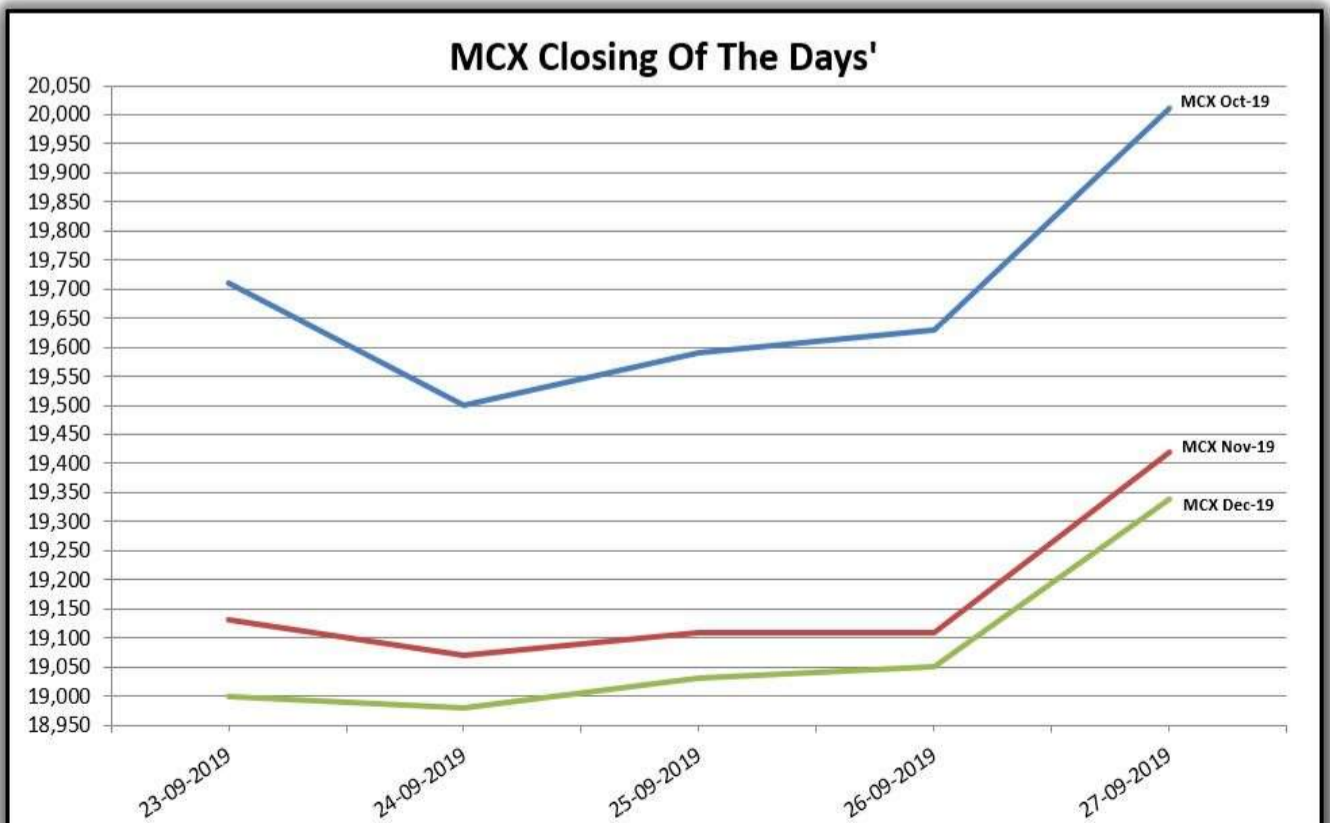
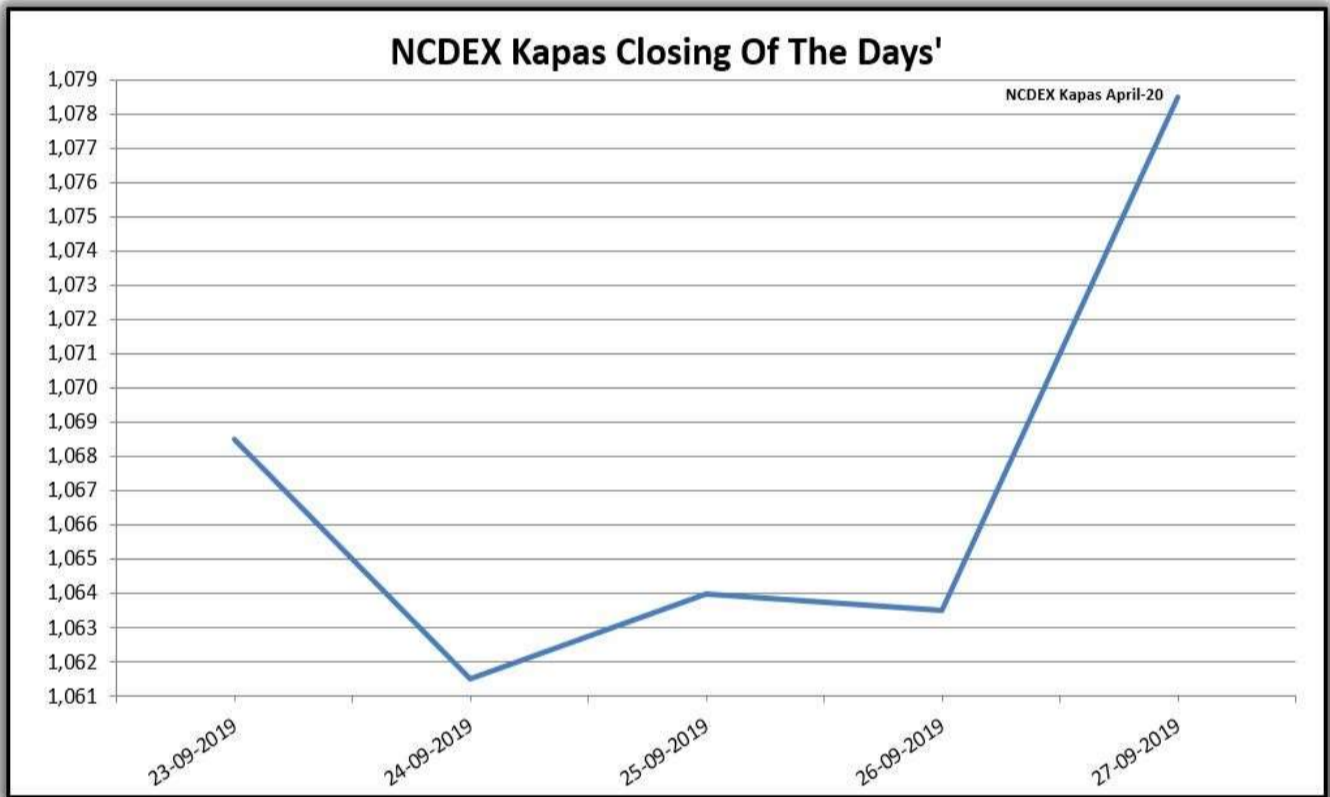




# GUJCOT TRADE ASSOCIATION

WEEKLY REPORT 28-SEP-2019

Indian Indices				
Date	NCDEX Kapas	MCX		
	30-Apr-20	Oct-19	Nov-19	Dec-19
23-09-2019	1068.50	19,710	19,130	19,000
24-09-2019	1061.50	19,500	19,070	18,980
25-09-2019	1064.00	19,590	19,110	19,030
26-09-2019	1063.50	19,630	19,110	19,050
27-09-2019	1078.50	20,010	19,420	19,340



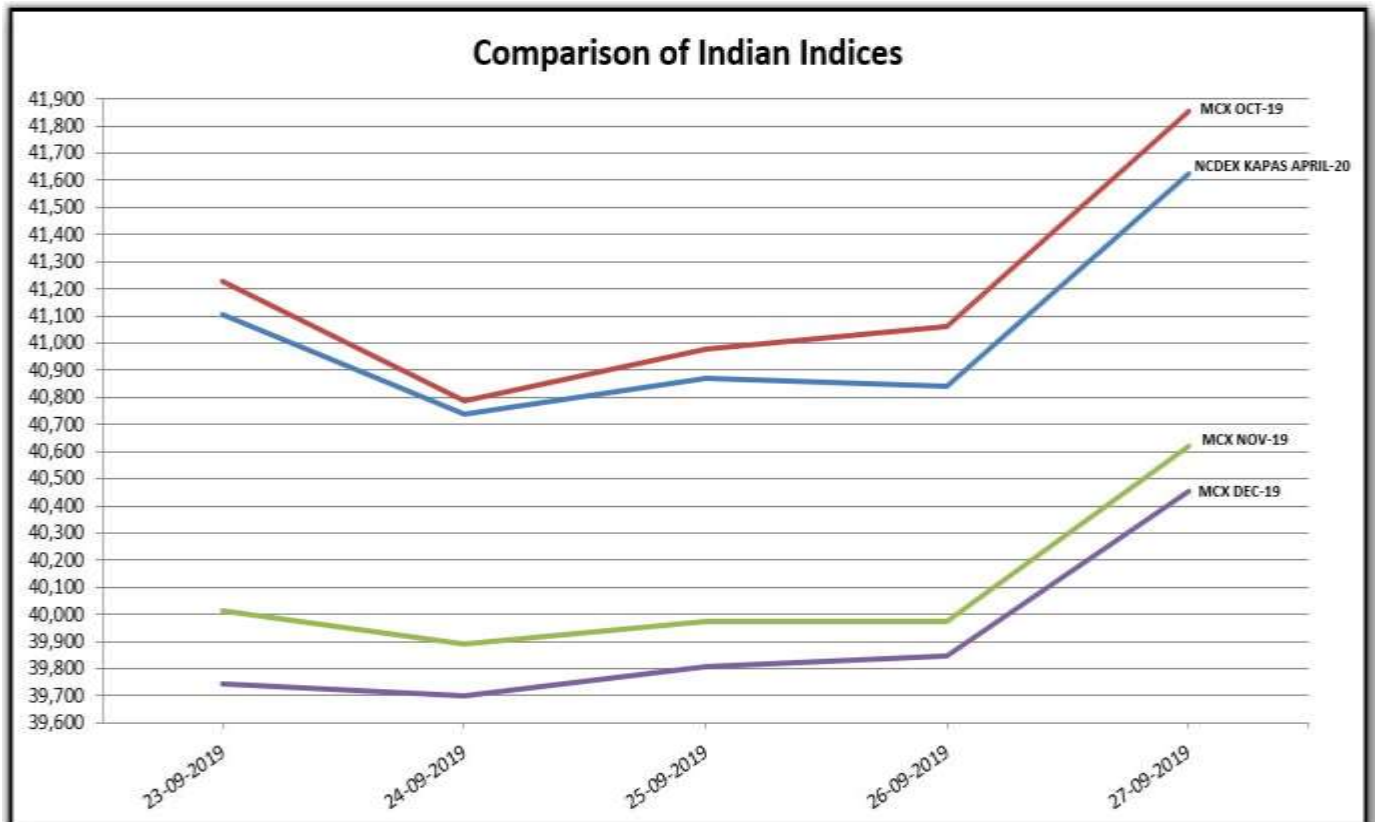


# GUJCOT TRADE ASSOCIATION

## WEEKLY REPORT 28-SEP-2019

Indian Indices in Candy Rate				
Date	NCDEX Kapas	MCX		
	April	Oct-19	Nov-19	Dec-19
23-09-2019	41,103	41,227	40,014	39,742
24-09-2019	40,737	40,788	39,889	39,700
25-09-2019	40,868	40,976	39,972	39,805
26-09-2019	40,842	41,060	39,972	39,847
27-09-2019	41,626	41,855	40,621	40,453

Remark :- For NCDEX Kapas we have taken seed rate 500/20 Kg to convert in Candy.

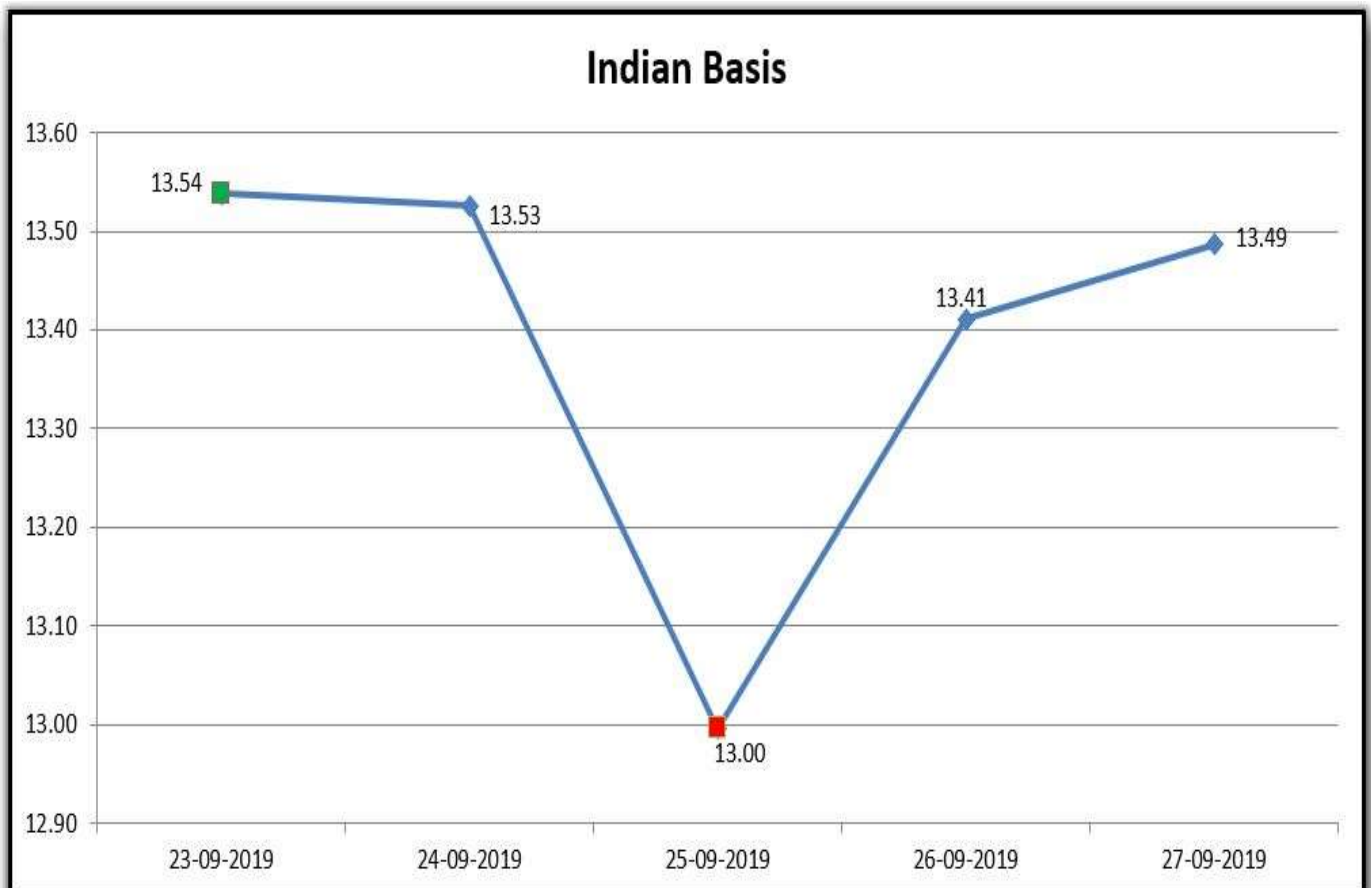




# GUJCOT TRADE ASSOCIATION

## WEEKLY REPORT 28-SEP-2019

Indian Basis					
DATE	29 MM	USD-INR	CENTS/LB	ICE DEC	BASIS
23-09-2019	41,400	70.93	74.45	60.91	13.54
24-09-2019	41,150	71.00	73.93	60.40	13.53
25-09-2019	40,900	71.03	73.45	60.45	13.00
26-09-2019	40,950	70.88	73.69	60.28	13.41
27-09-2019	41,150	70.56	74.39	60.90	13.49





# GUJCOT TRADE ASSOCIATION

WEEKLY REPORT 28-SEP-2019

## IN THE WEEK AHEAD

- Monday at 3:00 p.m. Central – Crop Progress and Conditions
- Thursday at 7:30 a.m. Central – Export Sales Report
- Thursday at 2:30 p.m. Central – Cotton On-Call
- Friday at 2:30 p.m. Central – Commitments of Traders

One stop solution for all cotton related reports and information.

Visit <https://www.gujcot.com>. It's updated every day in real time.

You can view

- Gujarat Daily Spot Rate at 5:30 pm and Historical Data
- Gujarat Latest Pressing Report and Historical Data
- Daily Weather Report
- Cotton Advisory Board Balance sheet and Area, Production, Yield reports from cotton season 1991-1992 to 2017-2018 estimate available from Menu->Reports
- All Historical Gujcot Weekly Reports Menu->Reports
- All India Cotton Sowing data
- Gujarat Cotton Sowing District wise Report
- US Export Sales Report
- US Crop Progress Report
- China Cotton Auction Update
- International Cotton Indices and Spot Rates.
- USDA WASDE Report
- ICE Cotton On Call Report
- And All other National & International reports and upcoming events

## Report Sponsors:

Click on Sponsor's Logo to visit Sponsor's Website

**LDC.** Louis Dreyfus Company



## Report prepared by

Kalpesh Patel

Manager

Gujcot Trade Association